

mafell



Portable circular saw

K 65 cc | K 65 18M bl


Cross-cutting systems

KSS 60 cc | KSS 60 18M bl

Light, strong, deep: the new MAFELL cross-cutting system for cutting depths up to 67 millimeters.


Modeled on the 55-class design, MAFELL is offering a new generation of extremely powerful and lightweight portable circular saws for cutting depths up to 67 millimeters. Their motor output of up to 1,800 Watt and the combination of cross-cutting system and cordless operation are unique in this class of saw.

SIMPLY IN TUNE WITH THE TIMES: CUTTING DEPTHS UP TO 67 MM



Impressive cuts in an extremely wide range of materials. At the same time, the saws are lightweight and offer easy and safe handling.

SIMPLY GO FREE: CORDLESS VERSION KSS 60 18M bI WITH CAS-TECHNOLOGY*



The battery-powered KSS 60 18M bI gives you exceptional flexibility and freedom. What's more, the high-performance CAS-battery 18 V-LiHD technology delivers ample power for a whole range of tasks.

* More informations at mafell.de/en/

SIMPLY FIRST-RATE: CHIP HANDLING



The chip management system was designed and optimized for cutting fiberboard. The superb chip removal system offers substantial benefits, including when executing plunge cuts in the fiber direction.



From solid wood to insulating materials: versatility at every level.

It's not just their cutting depth and exemplary user concept that make MAFELL's new saws stand out, but also their wide range of applications. Be it for cross, plunge or bevel cuts up to 67 mm in depth, the new machines do a perfect job, especially with solid structural timbers and wood fiber insulating materials.

CROSS CUTS

It couldn't be simpler:

With the cross-cutting system, the machine is permanently attached to the guide track. One fixed and one adjustable stop on the underside of the track allow precision angle cuts from -60° to 60° to be made. Simply push the system up against the workpiece edge with the two stops, and execute the cut. Afterwards the track automatically returns to the starting position.



PLUNGE CUTS



Dispensing with a detachable riving knife, the FLIPPKEIL permits reliable, convenient and straight-forward plunge cutting.

MITER CUTS



Thanks to the generously-sized angle scale and precise double clamp, miter cuts can be realized that ensure a perfect fit - as illustrated here on exterior cladding.

RIP CUTS



Using the MAFELL guide tracks or the parallel fence included in the delivery scope, which is graduated in millimeters, decking boards for instance can be made to fit exactly.

Cross-cutting systems KSS 60 cc and KSS 60 18M bl.

With their low weight and cutting depths of up to 60 mm on the track, MAFELL's new, powerful cross-cutting systems are making a big impact when it comes to interior work, for example. In addition, the innovative, powerful battery technology of the KSS 60 18M bl means you can work with greater freedom and efficiency on the construction site.

BATTERY CHARGE INDICATOR



Always in the picture: the battery charge can be checked at any time by pressing a button.

SAWBLADE LOCK



Pressing the battery release button interrupts the power supply and automatically locks the sawblade. The blade can then be changed safely and without risk with the Allen key attached to the machine.

FLIPPKEIL

Dispensing with a detachable riving knife, the spring-mounted FLIPPKEIL facilitates reliable and accurate plunge cuts



PIVOTING GUARD RETRACTION LEVER

The pivoting guard is retracted quickly and easily by means of a lever for convenience and safety when executing bevel and plunge cuts.



LED WORK LAMP

Bright LEDs illuminate a large working area.



The CUprex high-performance motor stands for sheer strength and outstanding motive power.

USE WITHOUT THE CROSS-CUTTING RAIL

Team player or solo act: with the new cross-cutting systems, the machine can also be used without the guide track. It then offers the same functions and benefits as the new K 65 cc.

CUTTING DEPTH ADJUSTMENT

The exact cutting depth can be set quickly and reliably. Once the lock has been released, the depth is accurately set with reference to a scale.

MACHINE RETURN

Thanks to the integrated polyethylene return cable, the machine is immediately drawn back to the starting position after every cut, ready for the next one.

If repeat cuts have to be made at the same depth, the cutting depth can be preset and locked exactly in the range from 2 to 61 mm.

REPEAT STOP FOR CUTTING DEPTH



DETACHING THE TRACK

The machine can be removed from the cross-cut track at the single press of a button, allowing its use for the full range of applications offered by the K 65 cc.

Portable circular saws

K 65 cc and K 65 18M bl.

With the compact and ultra-performing K 65 cc, you can achieve superb quality cuts at depths of up to 67 millimeters - and this from a portable circular saw with the best power-to-weight ratio in its class. It offers all the weight and handling advantages of a 55-series machine with the cutting depth of a 65 mm model.



SAWBLADE LOCK



To change blades, the K 65 cc sawblade is locked simply by pressing a button, which automatically engages the starting lockout. The sawblade can then be changed quickly and easily using the Allen key attached to the machine.


FLIPPKEIL

Dispensing with a detachable riving knife, the spring-mounted FLIPPKEIL permits reliable plunge cutting every time.

PIVOTING GUARD




The pivoting guard is retracted quickly and easily by means of a lever for convenience and safety when executing bevel and plunge cuts.




LED WORK LAMP

Bright LEDs illuminate a large working area.



TRACKING POINTER

The innovative pointer automatically follows the machine as it is tilted and therefore always accurately tracks the actual cutting edge.



TILTING SYSTEM

Thanks to the unique tilting system, a cutting depth of 54 mm is always available in the angle range from 0° to 45°.

BATTERY TECHNOLOGY

High-performance 18 V lithium ion battery technology combines tremendous power and traction. The CAS*-battery is processor-controlled and automatically monitors all the relevant parameters, such as charge and temperature, in order to maximize runtime.

* More informations at mafell.de/en/



THE CUPREX HIGH-PERFORMANCE MOTOR

stands for sheer strength and outstanding motive power.



REPEAT STOP FOR CUTTING DEPTH



The K 65 cc's cutting depth can be preset and locked in the range from 8 to 67 mm.

CUTTING DEPTH ADJUSTMENT

On the K 65 cc too, the exact cutting depth can be set quickly and reliably. Simply release the lock and set to the exact depth on the scale.

Technical data and accessories.



KSS 60 cc KSS 60 18M bl K 65 cc K 65 cc 18M bl

Technical data

Nominal input	1.800 W	–	1.800 W	–
Nominal no-load speed	2.700 – 4.700 1/min	4.450 1/min	2.700 – 4.700 1/min	4450 1/min
Cutting depth at 0°				
• with guide rail	0 – 61 mm	0 – 61 mm	–	–
• without guide rail	0 – 67 mm	0 – 67 mm	0 – 67 mm	0 – 67 mm
Cutting depth at 45°				
• with guide rail	0 – 47 mm	0 – 47 mm	–	–
• without guide rail	0 – 53 mm	0 – 54 mm	0 – 54 mm	0 – 54 mm
Cutting length	408 mm	408 mm	–	–
Tilting range	0 – 45°	0 – 45°	0 – 45°	0 – 45°
Angle cuts	–60° bis +60°	–60° bis +60°	–60° bis +60°	–60° bis +60°
Nominal voltage	230 V	18 V	230 V	18 V
Weight	5,9 kg	5,8 kg	4,5 kg	4,4 kg
Battery	–	18 V, 5,5 Ah, 99 Wh	–	18 V, 5,5 Ah, 99 Wh

Order No.

91B101 |
In boxed

91A502 |
PURE –
In carrying case

91B001 |
In boxed

91A402 |
PURE –
in T-MAX

Delivery scope

1 TCT sawblade 185 x 1.4/2.4 x 20 mm, ATB, 32 teeth	1 Sägeblatt HM 185 x 1.2/1.8 x 20 mm, Z32, WZ, Battery ideal	1 Sägeblatt HM 185 x 1.4/2.4 x 20 mm, Z24, WZ	1 Sägeblatt HM 185 x 1.2/1.8 x 20 mm, Z32, WZ, Battery ideal
1 Parallel guide fence	1 Parallel guide fence	1 Parallel guide fence	1 Parallel guide fence
1 Guide track 400	1 Dust bag	1 Allen key 5 mm	1 Dust bag
1 Allen key 5 mm	1 Guide track 400	1 Mains cable 4 m (13.1 ft)	1 Allen key 5 mm
1 Mains cable 4 m (13.1 ft)	1 Allen key 5 mm		

Order No.

91B102 |
In carrying case

91A501 |
In carrying case

91B002 |
in T-MAX

91A401 |
in T-MAX

Delivery scope

1 TCT sawblade 185 x 1.4/2.4 x 20 mm, ATB, 32 teeth	1 TCT sawblade 185 x 1.2/1.8 x 20 mm, ATB, 32 teeth, Battery ideal	1 TCT sawblade 185 x 1.4/2.4 x 20 mm, ATB, 24 teeth	1 TCT sawblade 185 x 1.4/2.4 x 20 mm, ATB, 32 teeth, Battery ideal
1 Parallel guide fence	2 Battery PowerTank 18 M 99	1 Parallel guide fence	2 Akku PowerTank 18 M 99
1 Guide track 400	1 BatteryPowerStation APS 18 M	1 Allen key 5 mm	1 Akku PowerStation APS 18 M
1 Allen key 5 mm	1 Parallel guide fence	1 Mains cable 4 m (13.1 ft)	1 Parallel guide fence
1 Mains cable 4 m (13.1 ft)	1 Dust bag		1 Dust bag
	1 Guide track 400		1 Allen key 5 mm
	1 Allen key 5 mm		

With the new all-rounders in the 60/65 millimeter class, you are perfectly equipped for a wide range of tasks. Thanks to specially matched accessories, you can tailor your new cross-cutting system or portable circular saw exactly to your specific applications.



TCT sawblades for KSS 60 cc / K 65 cc

- 185 x 1.4/2.4 x 20 mm, ATB, 16 teeth for ripping in wood
- 185 x 1.4/2.4 x 20 mm, ATB, 24 teeth for universal use with wood
- 185 x 1.4/2.4 x 20 mm, ATB, 32 teeth for fine sawing in wood
- 185 x 1.4/2.4 x 20 mm, ATB, 56 teeth for cross-cutting wood

Order No. **092485**

Order No. **092487**

Order No. **092489**

Order No. **092491**




TCT sawblades for KSS 60 36B

- 185 x 1.2/1.8 x 20 mm, ATB, 16 teeth, Battery ideal for ripping in wood
- 185 x 1.2/1.8 x 20 mm, ATB, 32 teeth, Battery ideal for cross-cutting wood

Order No. **092494**

Order No. **092493**



Roller edge guide

Order No. **206073**



Connecting piece F-VS

For joining two guide tracks
Order No. **204363**



Guide track 770

Max. cutting length 770 mm
Order No. **204378**



Angle fence F-WA

Order No. **205357**



Guide rail F

Designation	Length in m	Ref. No.
F 80	0.80 m	204380
F 110	1.10 m	204381
F 160	1.60 m	204365
F 210	2.10 m	204382
F 310	3.10 m	204383



Battery PowerTank 18M bl

Li-HD, 18 V, 99 Wh
Order No. **094438**



Battery PowerStation 18M bl

APS 18 M, 18V
fast charger
APS 18 M+
Order No. **094453**
Order No. **094439**



Guide rail bags

Guide Bag F 160
for guide rails up to 1.6 m l
Order No. **204626**

Guide rail set with bag:
2 x F 160 + F-VS + 2 x F-SZ 100MM
+ guide pocket
Order No. **204805**

Guide rail set with bag:
F 80 + F 160 + F-WA + F-VS
+ 2 x F-SZ 100MM
+ guide pocket
Order No. **204749**



Splinter guard F-SS 3,4M

3.4 m long Order No. **204375**



End cap F-EK

2 off Order No. **205400**



Dust bag

Order No. **206921**



Non-slip profile F-HP 6,8M

6,8 m long Order No. **204376**



Screw clamp F-SZ 100MM

2 clamps, for fixing track to work
Order No. **205399**



Suction clamping system

Aerofix F-AF 1
With track, top and bottom adapters,
flexible hose
Order No. **204770**
Flexible hose FXS L
Length up to 3.2 m Order No. **205276**



Here at MAFELL, we often adopt a new approach in our quest to develop better machines. We take a fresh look and reconsider the crucial aspects of the tool concerned. And we always give due consideration to the future needs of the woodworking trades.

Time and again, together with outstanding material and build quality, our strategy spawns astounding solutions. We thus continuously enhance functionality and user-friendliness, for example. We strive to ensure that, while you are working, you no longer need to give the tool a second thought. Simply because MAFELL has already done the thinking for you. You focus on your job – and as far as everything else is concerned:

Follow your instinct.

Your MAFELL authorized dealer: